


Public Expose

PT Golden Energy Mines Tbk





COMPANY OVERVIEW

SIGNIFICANT ACHIEVEMENTS

FINANCIAL 1ST QUARTER OVERVIEW

QUESTION & ANSWER

COMPANY OVERVIEW

COMPANY OVERVIEW



PT Golden Energy Mines Tbk :

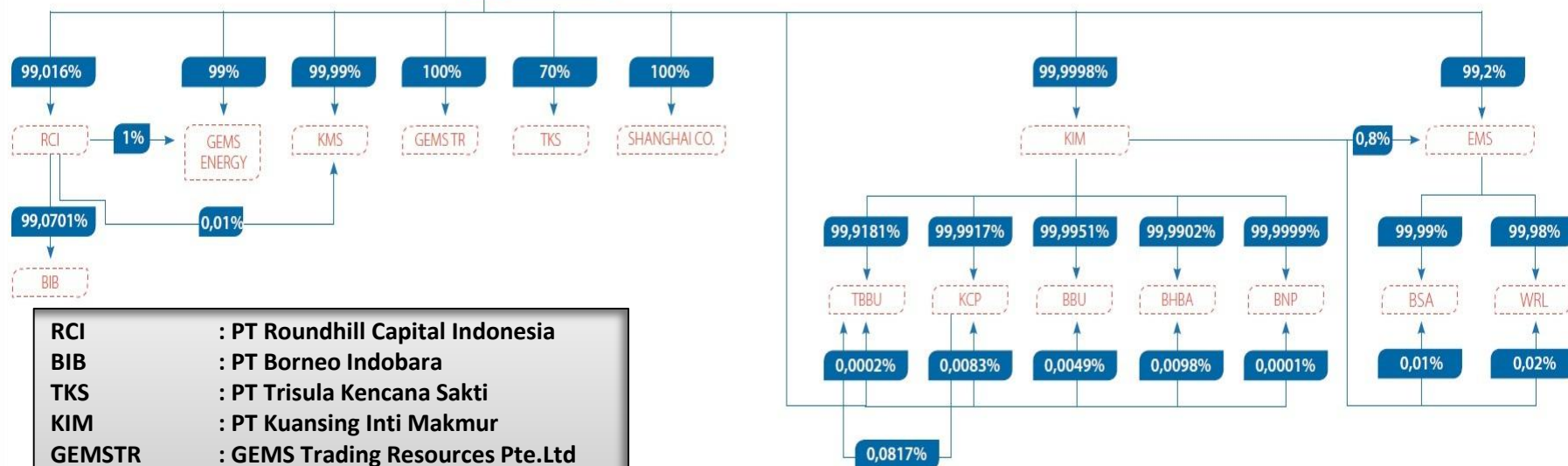
1. The Company is engaged in the business of trading sector of mining products and mining services.
2. On November 17, 2011, the Company became a Public Company and was listed on the main board of Stock Exchange, through the Initial Public Offering.
3. GMR Coal Resources Pte. Ltd. Became the Company's strategic investor as it acquired 30% of shares out of the total issued and paid-up capital of the Company.
4. On 20 April 2015, DSS has transferred its shares in the Company to GEAR, a company existing and established under the law of Singapore and listed on SGX-ST.
5. On 31 March 2017, the Company's capitalization value was Rp. 17.588.235.470.000,- (Rp 2.990/shares)



COMPANY STRUCTURE



PT. Golden Energy Mines Tbk



RCI : PT Roundhill Capital Indonesia
BIB : PT Borneo Indobara
TKS : PT Trisula Kencana Sakti
KIM : PT Kuansing Inti Makmur
GEMSTR : GEMS Trading Resources Pte.Ltd
Shanghai Co : Shanghai Jingguang Energy Co. Ltd
KMS : PT Karya Mining Solutions
 (d/h PT Bumi Anugerah Semesta)
TBBU : PT Tanjung Belit Bara Utama

KCP : PT Karya Cemerlang Persada
BBU : PT Bungo Bara Utama
BHBA : PT Bara Harmonis Batang Asam
BNP : PT Berkat Nusantara Permai
GEMS Energy : PT GEMS Energy Indonesia
EMS : PT Era Mitra Selaras
WRL : PT Wahana Rimba Lestari
BSA : PT Berkat Satria Abadi



MINE LOCATIONS



- **License** : IUP (2008-2027)
- **Area** : 4.739 ha
- **Location** : South Sumatera and West of Sumatera

EMS GROUP



With total areas of 42,904 ha and total resources and reserves of approximately 2.2 billion tons and 778 million tons.

- **License** : IUP (2009-2029)
- **Area** : 2.610 ha
- **Location** : Bungo Regency, Jambi

KIM BLOK



- **License** : PKP2B Gen. 2 (2006-2036)
- **Area** : 24.100 ha
- **Location** : Tanah Bumbu Regency , South of Kalimantan

BIB



- **License** : IUP (2009-2028)
- **Area** : 11.455 ha
- **Location** : North Barito and East Barito Regencies, Central of Kalimantan

TKS



SIGNIFICANT ACHIEVEMENTS


SIGNIFICANT ACHIEVEMENTS



TOP 50 LISTED COMPANY WITH THE BEST GCG

On 7 November 2017, at Hotel Indonesia Kempinski Jakarta,

The Company continued to successfully maintain its performance through the recognition as “One of 50 Companies with the Best GCG” by the IICD for the past 4 years.



SIGNIFICANT ACHIEVEMENTS

Achievements from the Government :

- The Company through its Subsidiary, KIM received award in achievement of 22 million working hour without accident (Loss Time Injury) from Bungo Regent. The award is given to the Company with no working accident (zero accident) and comply to K3 until 31 December 2015.
- The Company through its Subsidiaries receives several awards in environmental management, both KIM and BIB, obtained PROPER BLUE certificates from the Ministry of Environment for the achievement and performance in the sector of environmental management and monitoring of mining companies for the 2015-2016 period.



SIGNIFICANT ACHIEVEMENTS



TOP CSR AWARD 2017

On 5 April 2017, at Balai Kartini, Jakarta, The Company and its CEO received 2 awards on TOP CSR Award 2017. The Awards were : TOP CSR Sustainability Economy Empowerment and TOP Leader on CSR Commitment, was hosted by BusinessNews Indonesia, KNKG & CSR Society Indonesia.



SIGNIFICANT ACHIEVEMENTS



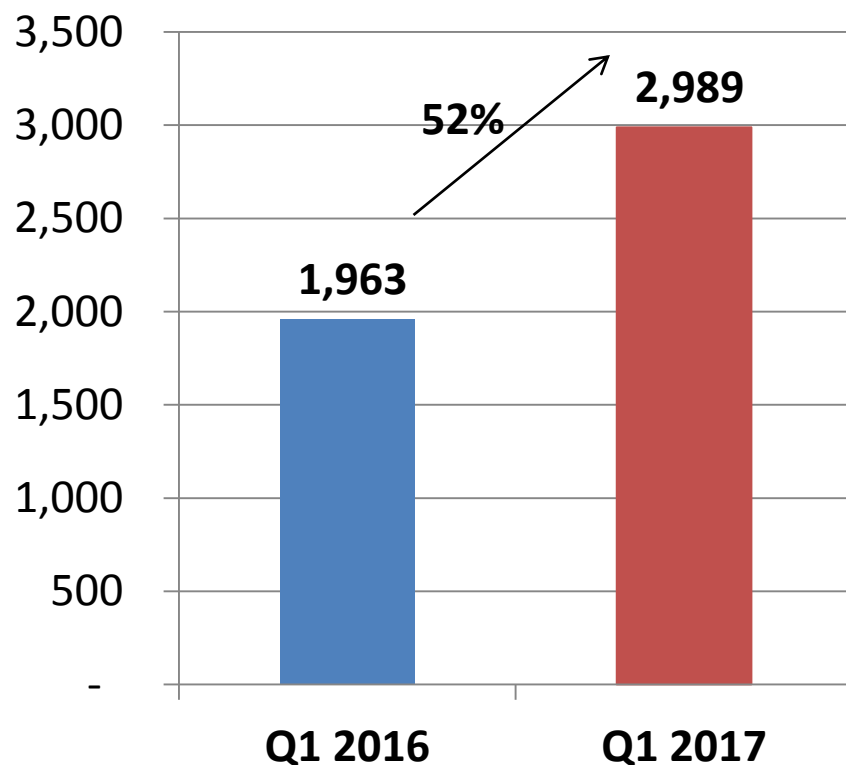
On 18 May 2017, the Company through its Subsidiary BIB received UTAMA' Award for the environmental management of mining companies 2016 and PRATAMA Awards Mining Safety Management Group of Mining Companies Holders of Mining License and PKP2B Period of 2016 from the Ministry of Energy and Mineral Resources Directorate General of Mineral and Coal.



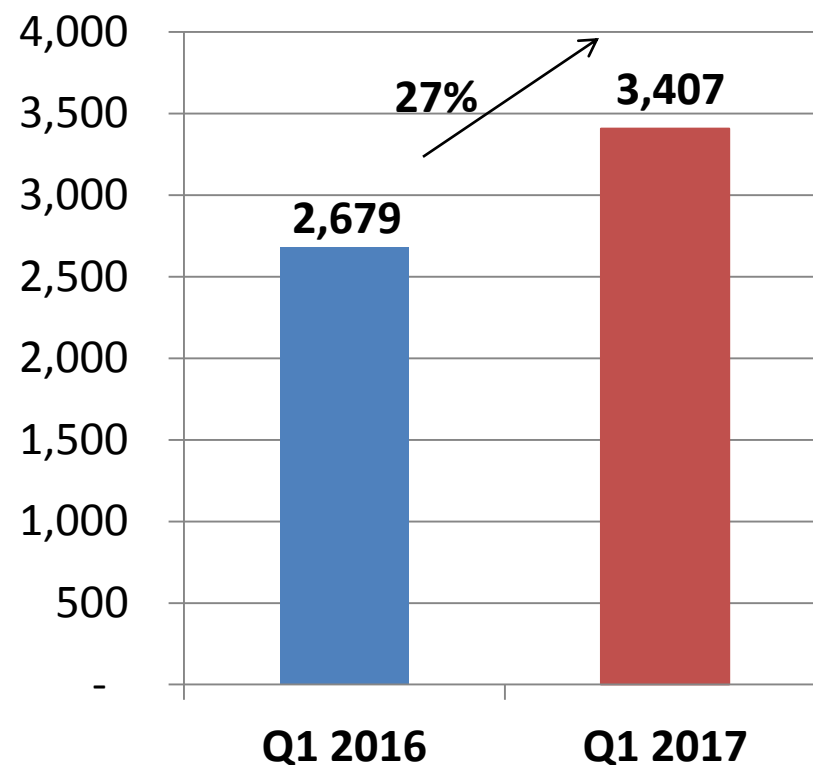
SIGNIFICANT ACHIEVEMENTS



Production



Sales



* In Million MT

SIGNIFICANT ACHIEVEMENTS



Acquisition of BSL Group

The Company has signed the Conditional Share & MCB Purchase Agreement with GMR Energy (Netherland) BV and GMR Infrastructure (Overseas) Ltd on 12 May 2017 related to the plan of acquisition 100% shares of BSL Group with a value of USD59,270,00 and Mandatory Convertible Bond of BSL Group equivalent USD6,368,158.

Such Disclosure Information has been announce to the public on Investor Daily dated 16 May 2017.



Right Issue with Non-Preemptive Rights

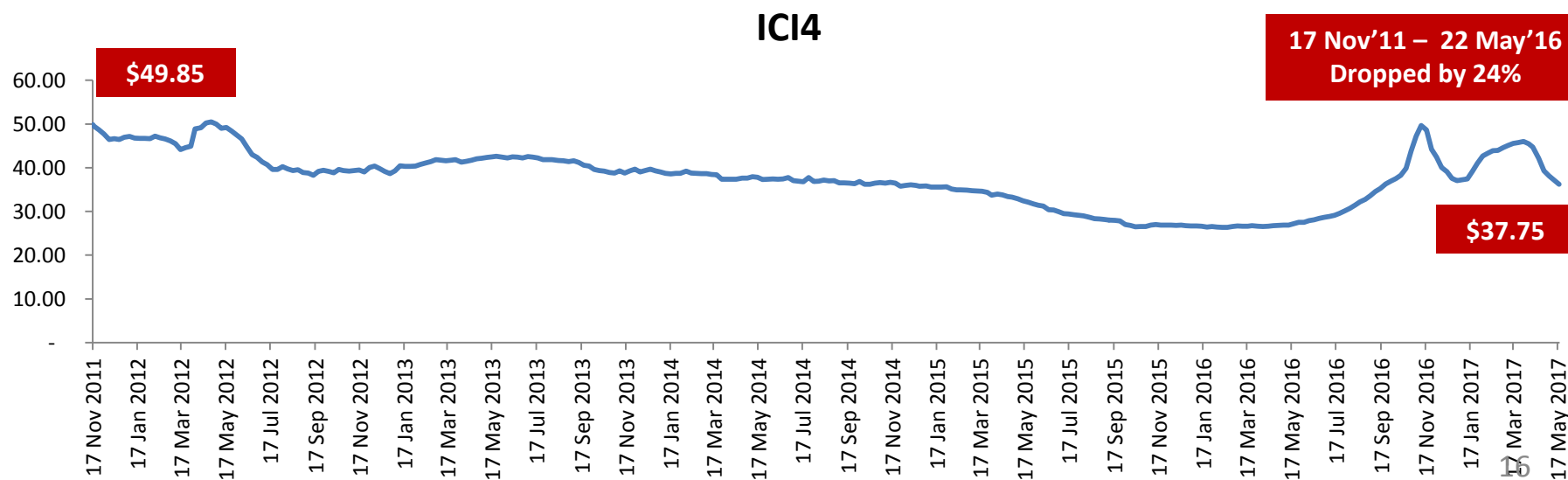
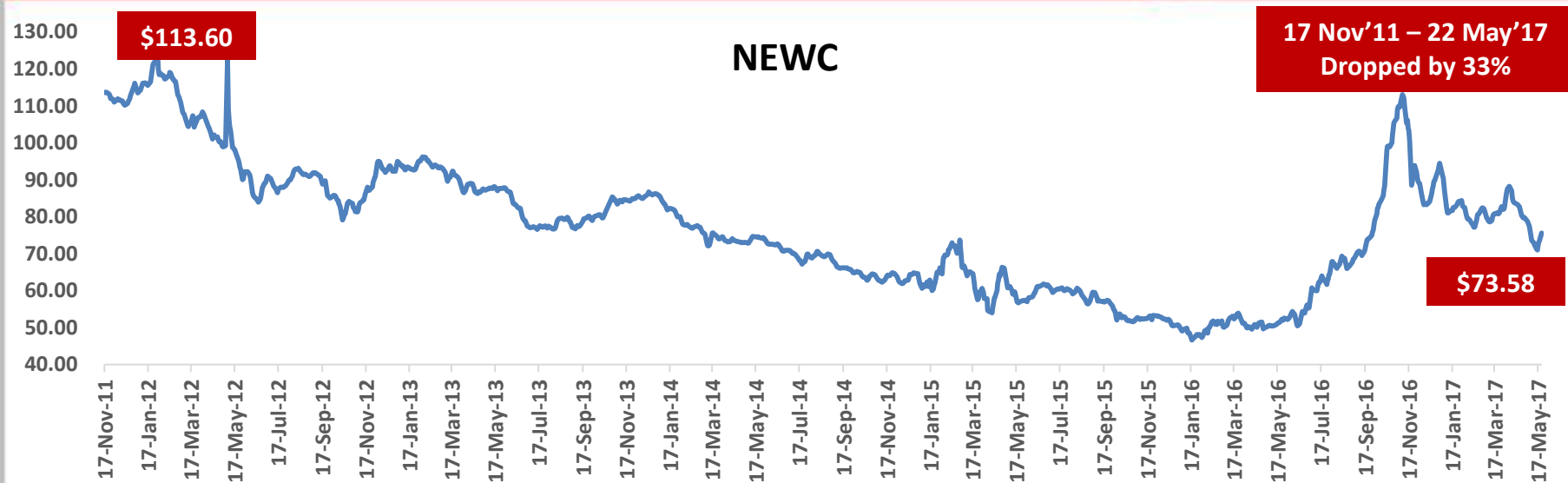
The Company is processing the Company's capital increase plan through the mechanism of Right Issue with non-preemptive right to Comply with Free Float as stipulated in Regulation IA - Decree of Board of Directors of IDX Number KEP-00001 / BEI / 01-2014 of 2014 regarding Amendment to Rule Number IA concerning Recording Stocks and Equity Securities In addition to Shares Issued by Listed Companies.

To support this corporate action, on March 29, 2017, the Company has appointed PT Mandiri Sekuritas and Jefferies Singapore Ltd as the Placement Agent.

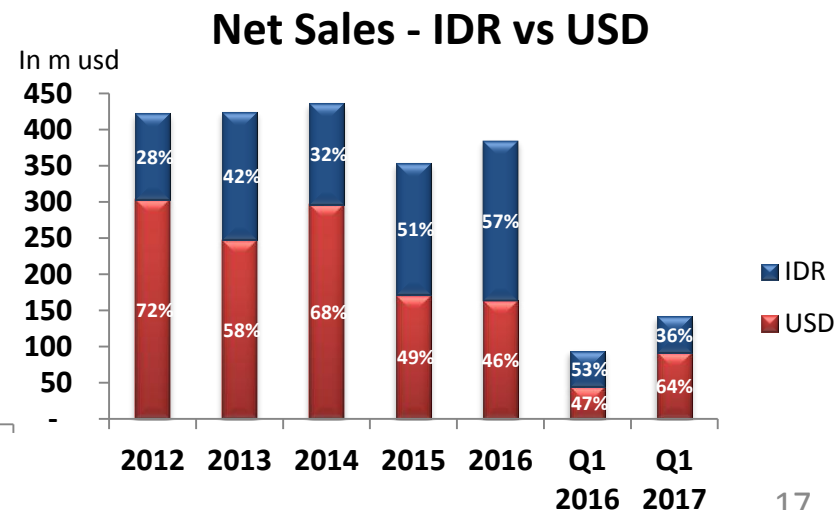
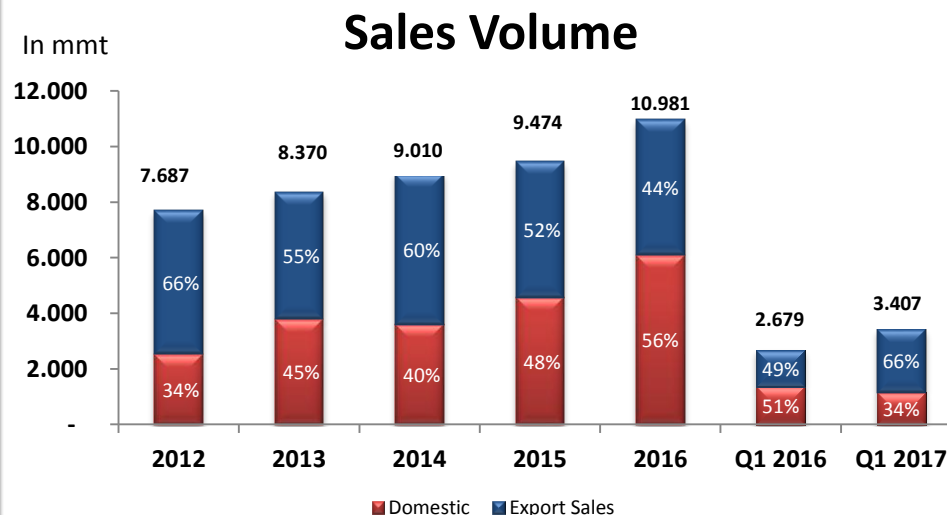
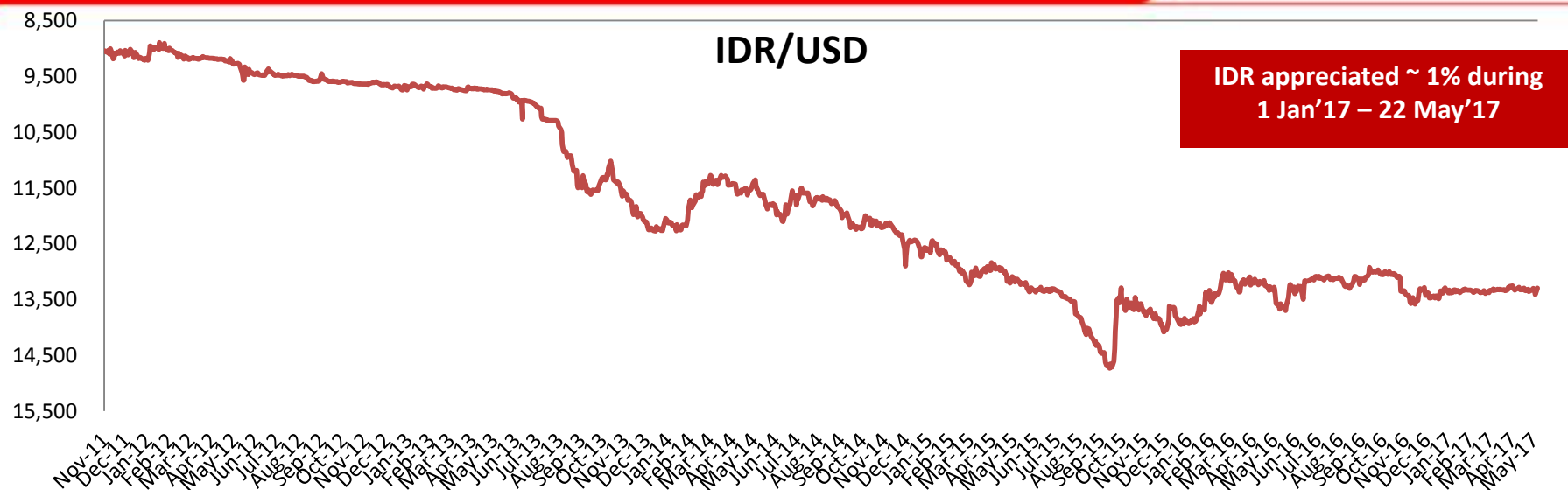


GEMS –Financial Review Q1-2017

Prices start to grow



IDR Slipped



BRENT

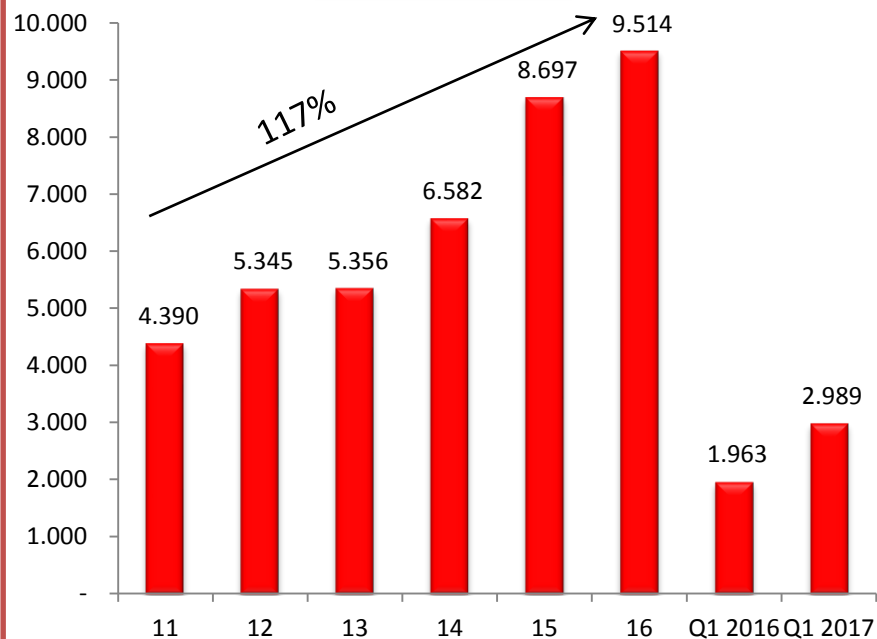


BRENT

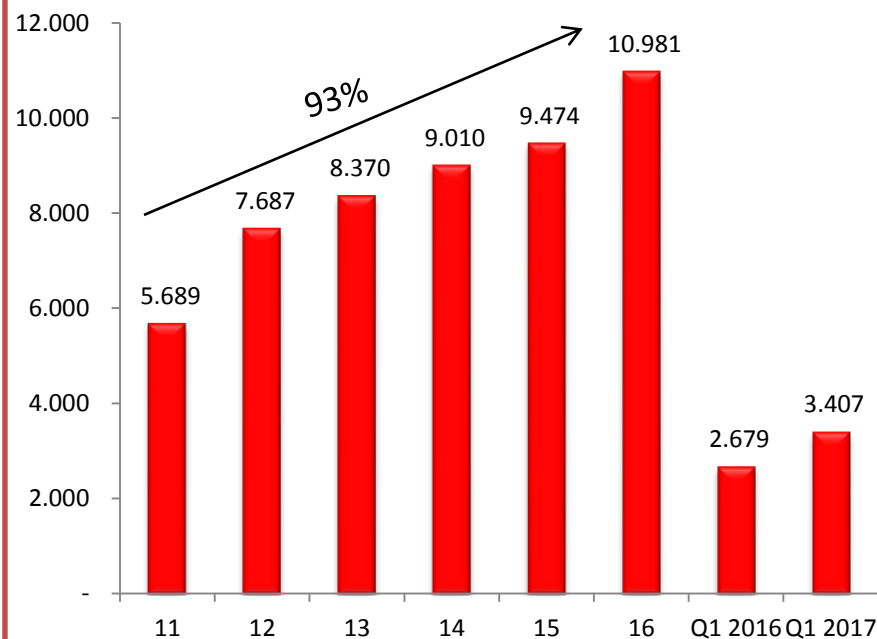


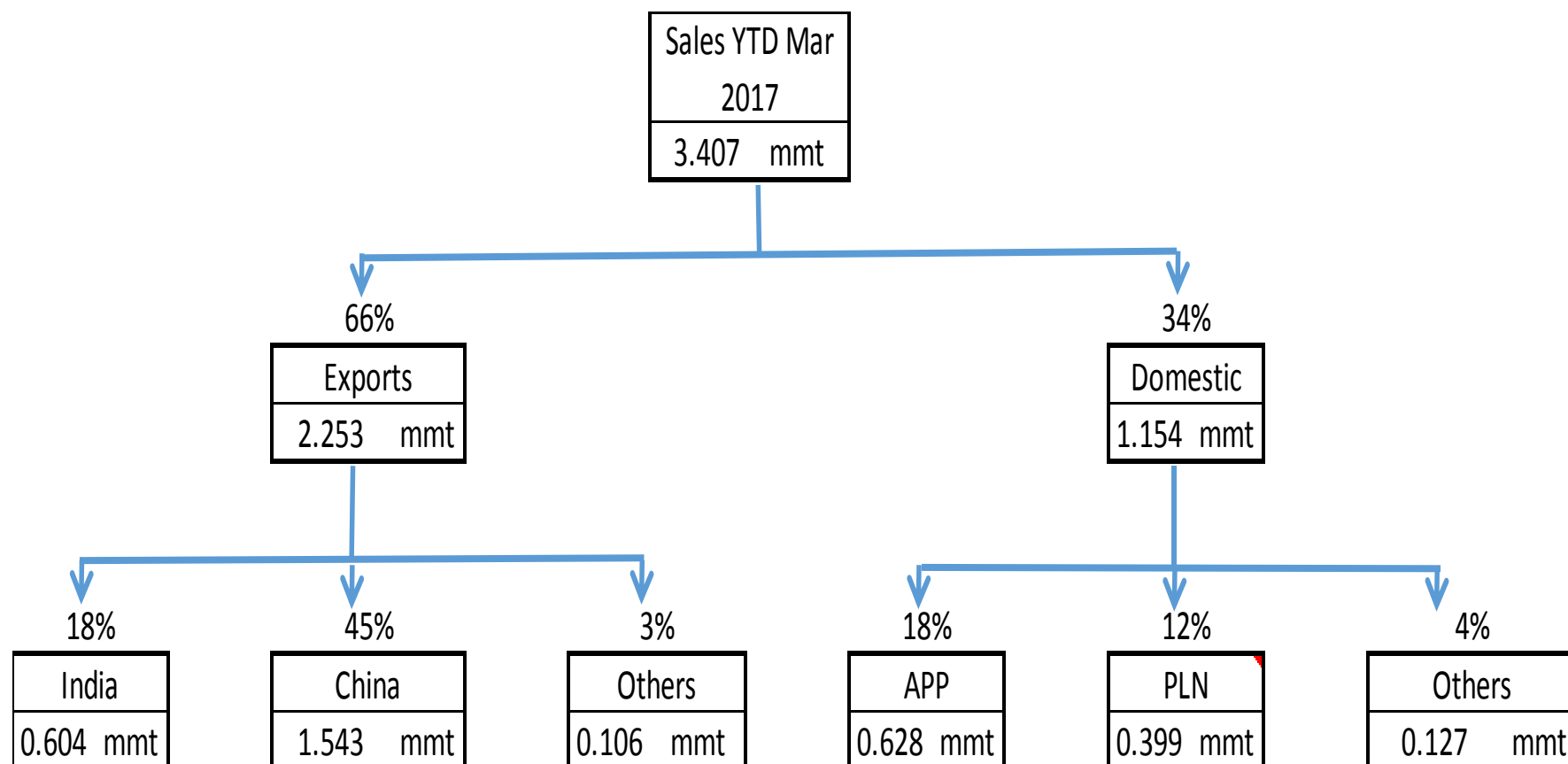
Quantitative Performance (in mmt)

Production



Sales





Q1-2017 Financial Performance



	Q1 2016	Q1 2017	%
Production (mmt)	1.963	2.989	52%
Sales (mmt)	2.679	3.407	27%
(m usd)			
Net Sales	94.165	141.978	51%
Gross Profit	23.644	71.736	203%
<i>GM %</i>	<i>25%</i>	<i>51%</i>	
EBITDA	11.943	42.932	259%
<i>EBITDA %</i>	<i>13%</i>	<i>30%</i>	
EBT	4.408	41.643	845%
<i>EBT %</i>	<i>5%</i>	<i>29%</i>	
EAT	1.533	30.879	1914%
<i>EAT %</i>	<i>2%</i>	<i>22%</i>	
Cash Profit	8.950	44.140	393%
<i>CP %</i>	<i>10%</i>	<i>31%</i>	

Statement of Financial Position (m usd)

Liabilities	Dec 2016	Mar 2017	Assets	Dec 2016	Mar 2017
Net Worth	265	296	Fixed Assets	50	50
Borrowings	49	48	Def Exploration and Def Stripping	45	50
Other liabilities	11	12	Net Working Capital	93	94
			Cash and cash equivalents	58	84
			Other assets	79	78
TOTAL	325	356	TOTAL	325	356

Description	31 Dec 2012	31 Dec 2013	31 Dec 2014	31 Dec 2015	31 Dec 2016	31 Mar 2017
End cash balance – in m usd	98	64	63	43	58	84
Debt Balance – in m usd	-	-	-	48	49	48
Debt to Equity Ratio (X)	-	-	-	0.20	0.19	0.16

Key Ratio

FINANCIAL RATIO	Q1 2016	Q1 2017
Return on Asset Ratio (%)	0.4%	7.1%
Return on Equity Ratio (%)	0.6%	10.4%
Net Income to Net Sales Ratio (%)	1.6%	21.7%
Current Ratio (X)	2.85	3.13
Liabilities to Equity Ratio (X)	0.50	0.48
Liabilities to Assets Ratio (X)	0.33	0.32

THANK YOU